

SWAMI DHANANJOY DAS KATHIABABA MAHAVIDYALAYA



UGC affiliated Govt Aided College
Under Bankura University
Estd. - 2009

Vill. + P.O. - Bhara, P.S.-Bishnupur, Dist. -Bankura, Pin -722157 (W.B.)

9883287434
princsddkm@gmail.com
www.sddkm.in

Memo No.

Date: 29.08.2023

বিশেষ বিজ্ঞপ্তি

পশ্চিমবঙ্গ সরকারের উচ্চশিক্ষা দপ্তর ও বাঁকুড়া বিশ্ববিদ্যালয়ের নির্দেশানুসারে ২০২০-২০২১, ২০২২-২০২৩ এবং ২০২৩-২০২৪ শিক্ষাবর্ষের সমস্ত ছাত্র ছাত্রীদের জানানো যায় যে, বাঁকুড়া বিশ্ববিদ্যালয়ের Examination Portal (<https://bkureresults01.com>)- এ গিয়ে Log In করে প্রত্যেককে "ABC ID " তৈরী করা বাধ্যতামূলক। আগামী ১৫.০৯.২০২৩ তারিখের মধ্যে "ABC ID " তৈরী করে নিতে হবে।

"ABC ID" তৈরী করার পদ্ধতি নিম্নরূপ:-



lym 29.8.23

অধ্যক্ষ
PRINCIPAL

Swami Dhananjoy Das Kathiababa
Mahavidyalaya, Bhara
P.O.-Bhara, Dist.-Bankura, W.B



BANKURA UNIVERSITY

(West Bengal Act XIX of 2013- Bankura University Act, 2013)

Main Campus, Bankura Block-II, P.O.: Purandarpur, Dist.: Bankura, Pin- 722155, West Bengal

Office of the Secretary

Faculty Council for Undergraduate Studies

Ref. No: BKU/FCUG/284/2023

Dated: 25.08.2023

Notice to Create Academic Bank of Credit (ABC) ID

In view of the notice issued by UGC (vide D.O.No.F.1.-50/2021(ABC/NAD), dated 21st February, 2023) and the Department of Higher Education, Government of West Bengal (vide No.266(31)-Edn (U)- EH/1U-45/2020(Pt.), dated 17.03.2023), creation of “ABC ID” for all students of Undergraduate Programmes admitted in the A.Y 2021-2022, 2022-23 and 2023-24 of this University are hereby instructed to create ABC ID mandatorily, using their Login ID and Password in the Examination Portal of Bankura University and thereafter submit the required information concerning ABC ID in the data sheet available therein within 15th September 2023.

Students are hereby advised to follow the steps to create ABC ID as mentioned below:

Step 1- Login to the individual students account in university examination portal using your Login ID and Password

Step 2- Click on the icon (Click Here to create ABC ID) and thereafter click on <https://abc.gov.in>

Step 3 – Click on ‘My Account ‘ → Select students → Submit essential information and generate ABC ID.

Step 4 – Click on <https://digilocker.gov.in> → click on ‘Sign Up’ & submit essential information.

Step 5- Click on icon (Provide ABC ID related data) and submit required information

To know more about the ABC scheme students may visit the following links as developed by the UGC NAD-ABC bureau:

1. Introduction to Academic Bank of Credits:
(<https://www.youtube.com/watch?v=9AQYf9wSHXg>)
2. Academic Bank of Credits: What is ABC-Video-1:
(<https://www.youtube.com/watch?v=tDSNKZWxs7E>)
3. Academic Bank of Credits: What is ABC-Video-2:
(https://www.youtube.com/watch?v=X_JXB1U09ZY)
4. Academic Bank of Credits: What is ABC-Video-3:
(<https://www.youtube.com/watch?v=bvR8vgEalz8>)

Sd/-

Dr. Arindam Chakraborty

Secretary

Faculty Council for Undergraduate Studies

Copy forwarded for necessary information to:

1. Registrar, Bankura University
2. Dean (Officiating), Faculty Council for P.G Studies in Arts & Science.
3. All Principals / TICs / OiCs, Affiliated Colleges of the Bankura University, with request to intimate the students to create ABC ID and submit the data required.
4. Co-ordinator, Centre for Studies in Santali Culture and Language, Bankura University, with request to intimate the students to create ABC ID and submit the data required.
5. Co-ordinator, BCA, Bankura University, with request to intimate the students to create ABC ID and submit the data required.
6. All Officers, Bankura University.
7. System Administrator, Bankura University with request to upload in website.
8. Convenor, ABC Portal and NAD, Bankura University.
9. Secretary, Hon'ble Vice Chancellor, Bankura University.
10. Ms. Ranu Mookerjee, Manager Support, DIC, Team DigiLocker - NAD/ABC.

Sd/-

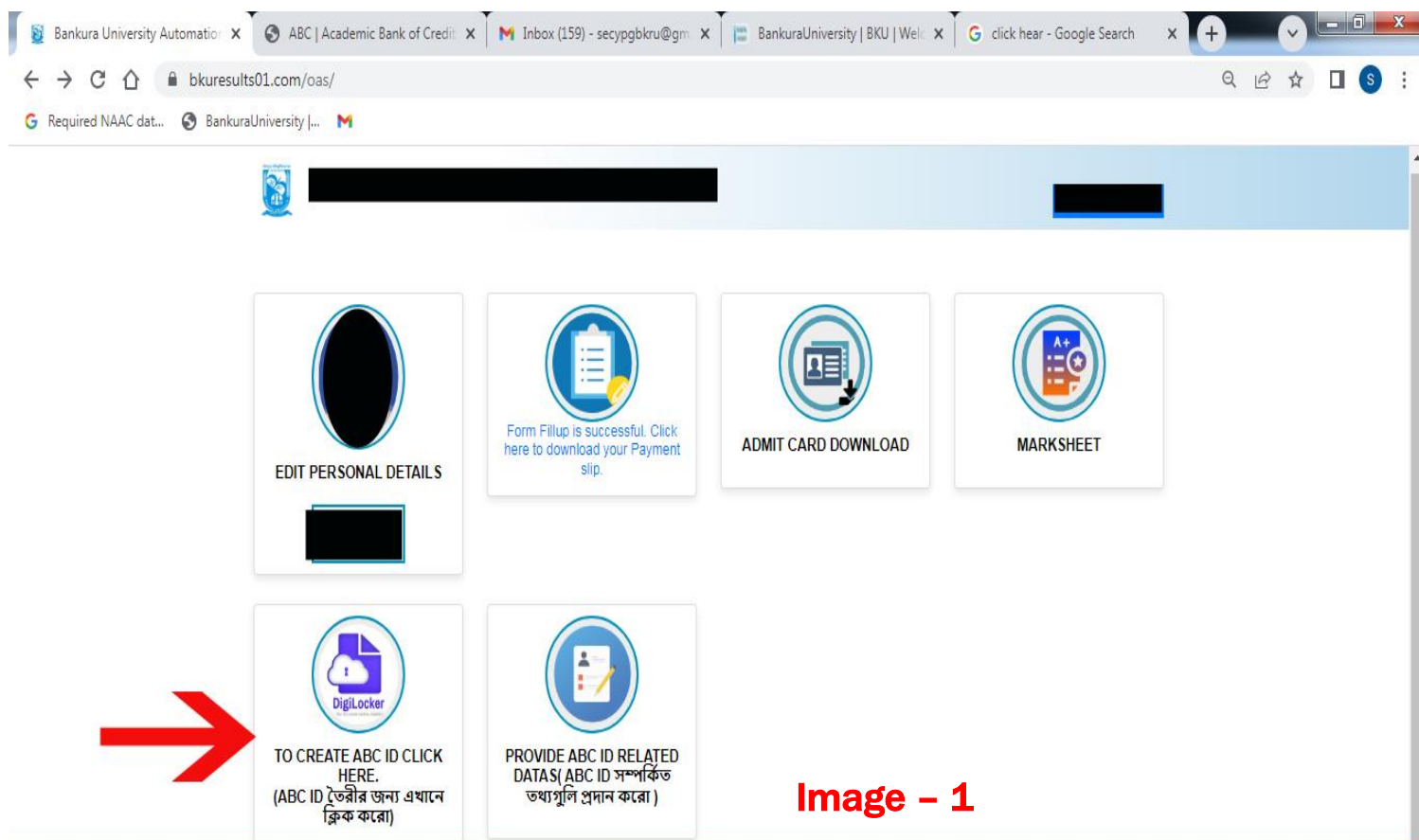
Dr. Arindam Chakraborty

Secretary

Faculty Council for Undergraduate Studies

Enclosure:

1. Screen shot of student login in university portal
2. Steps for creation of ABC ID
3. ABC ID submission sheet
4. Steps to register on Academic Bank of Credits(ABC)
5. Steps to fetch educational awards through Digilocker.



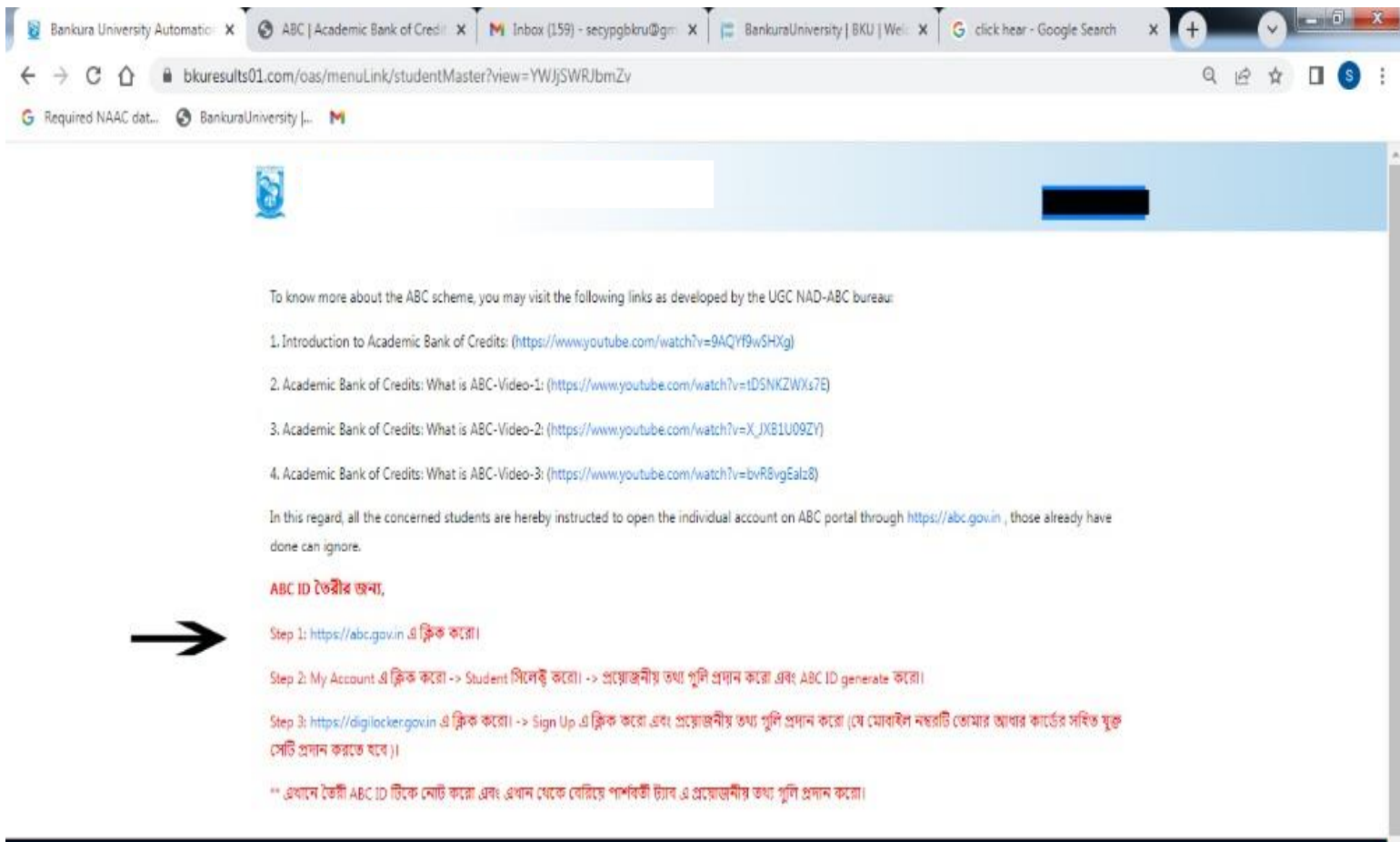


Image – 2

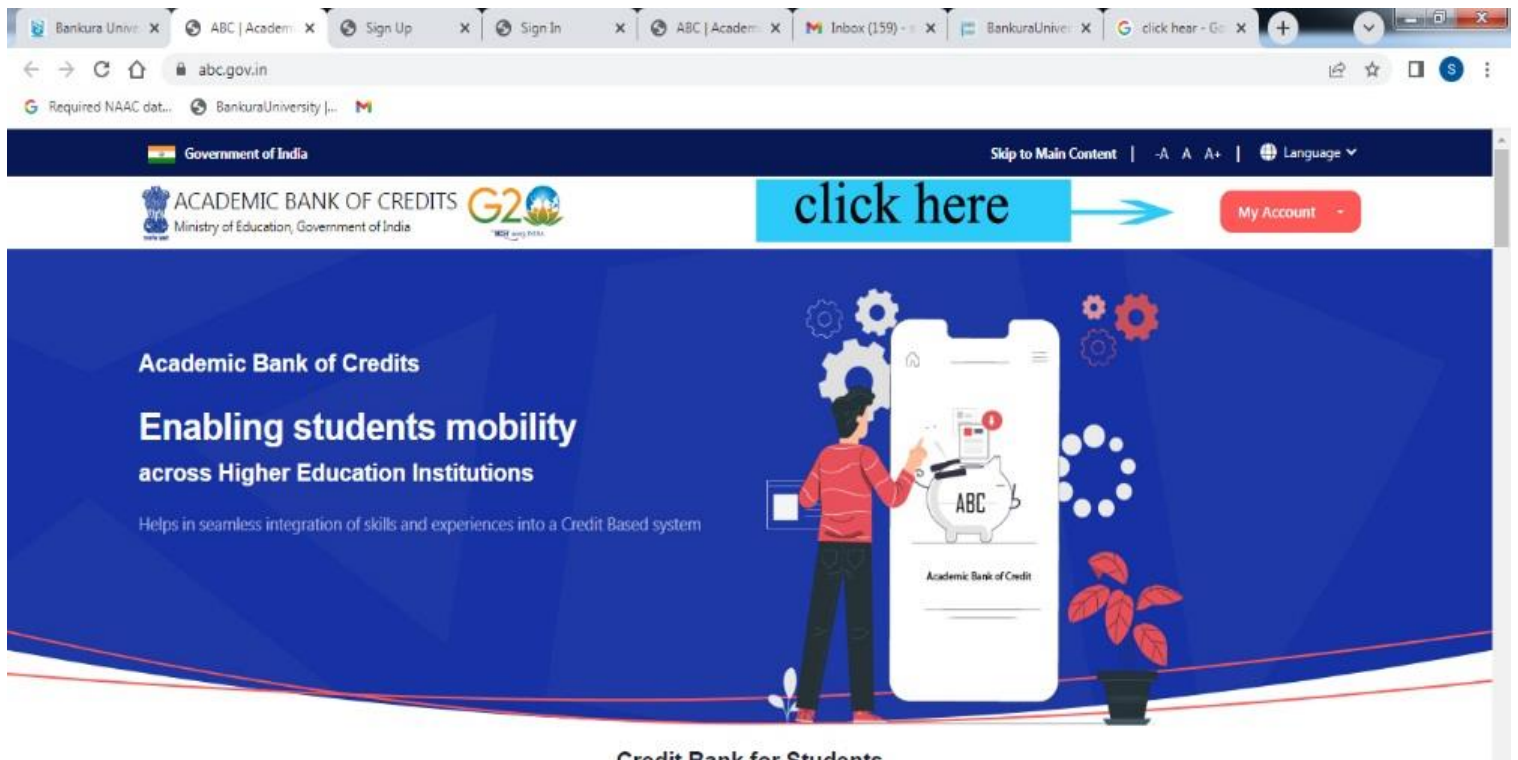


Image – 3

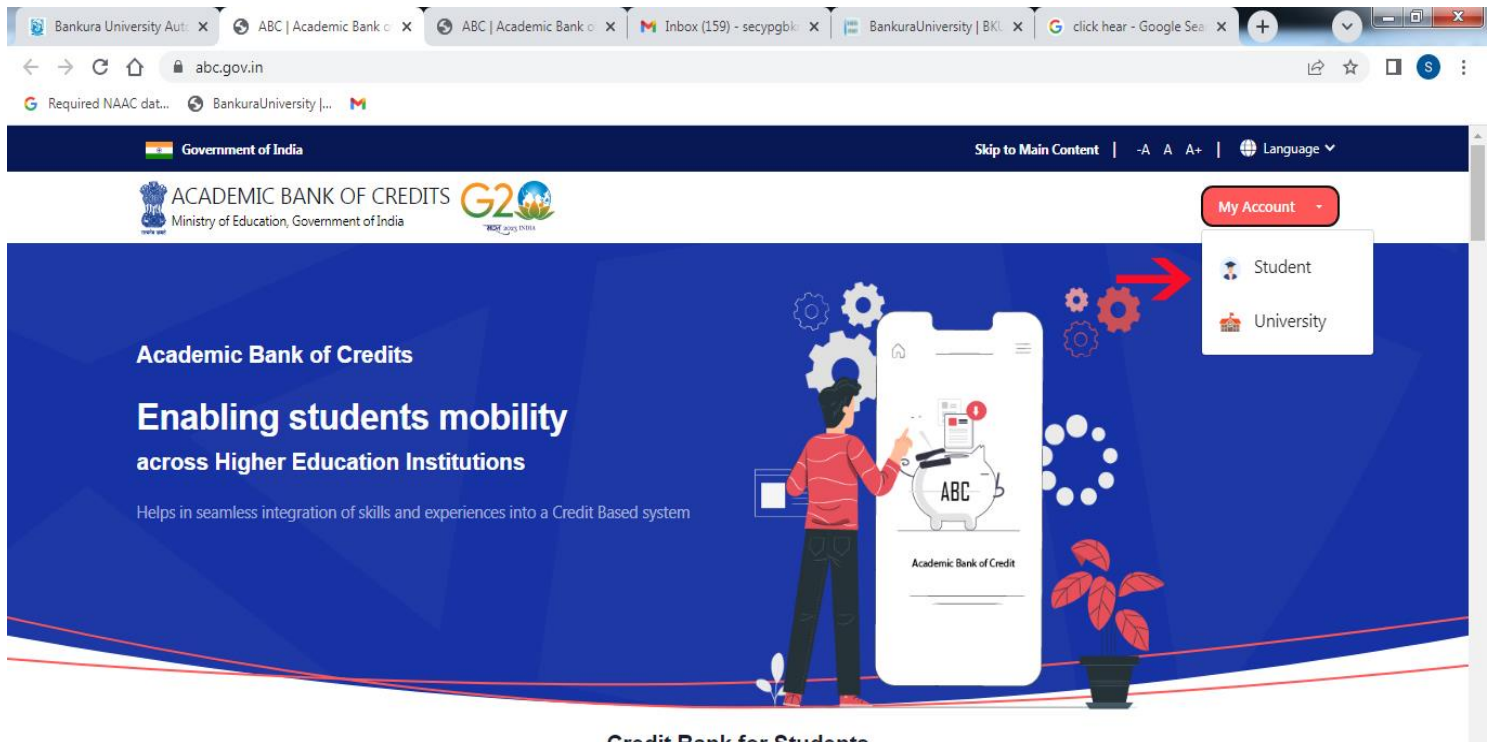


Image – 4

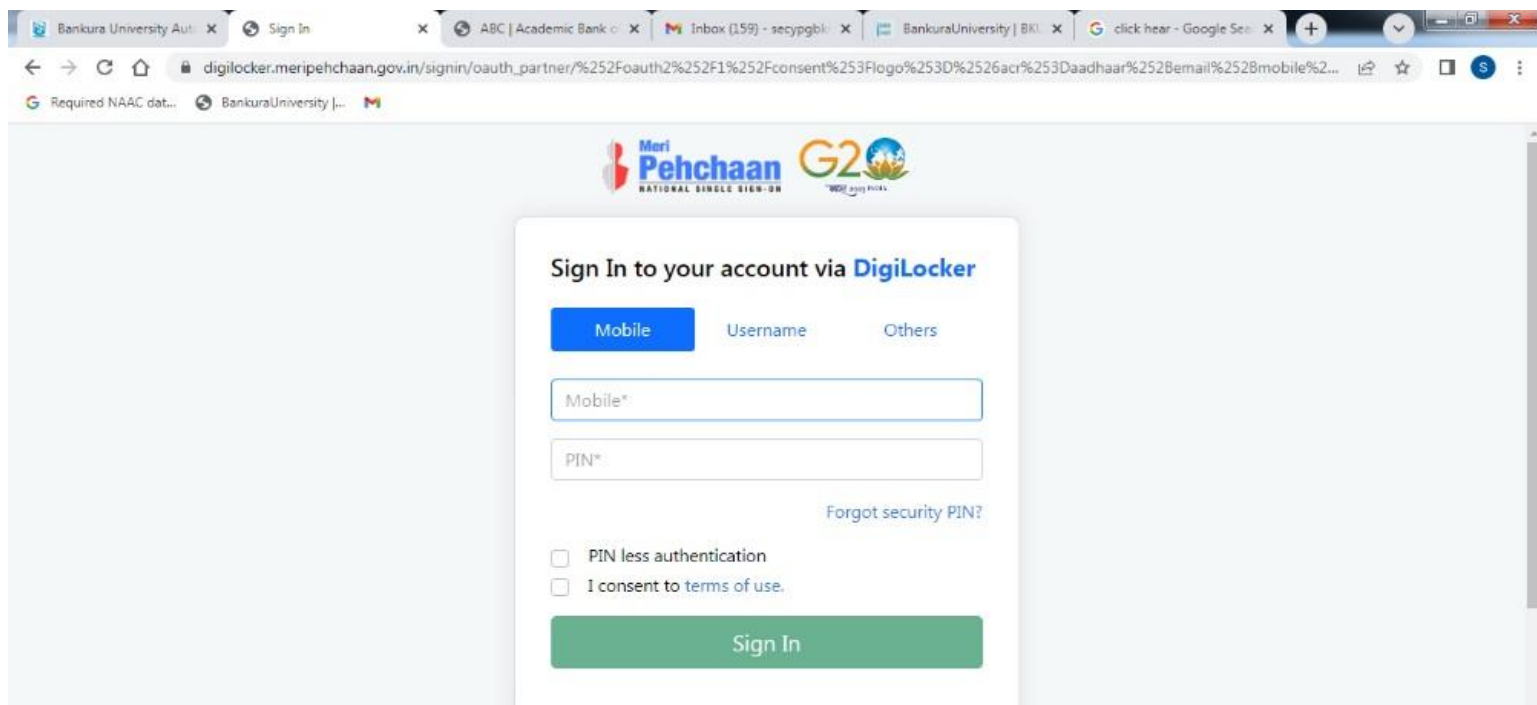



Image – 5

Inbox (159) - secy... X microsoft office 20... X WhatsApp X BankuraUniversity X Bankura University X Bankura University X ABC | Academic B... X

abc.digilocker.gov.in/dashboard/welcomeAbc_student

Required NAAC dat... BankuraUniversity |...

ACADEMIC BANK OF CREDITS
Ministry of Education, Government of India



I am a student at...

Select University/College/Board/Skill Institution

(Select your institution name from the list)

Admission Year:

Select Admission Year

Identity Type:

Select Identity Type

Identity Value:

Enter Roll Number/Registration Number

Submit

Image – 6

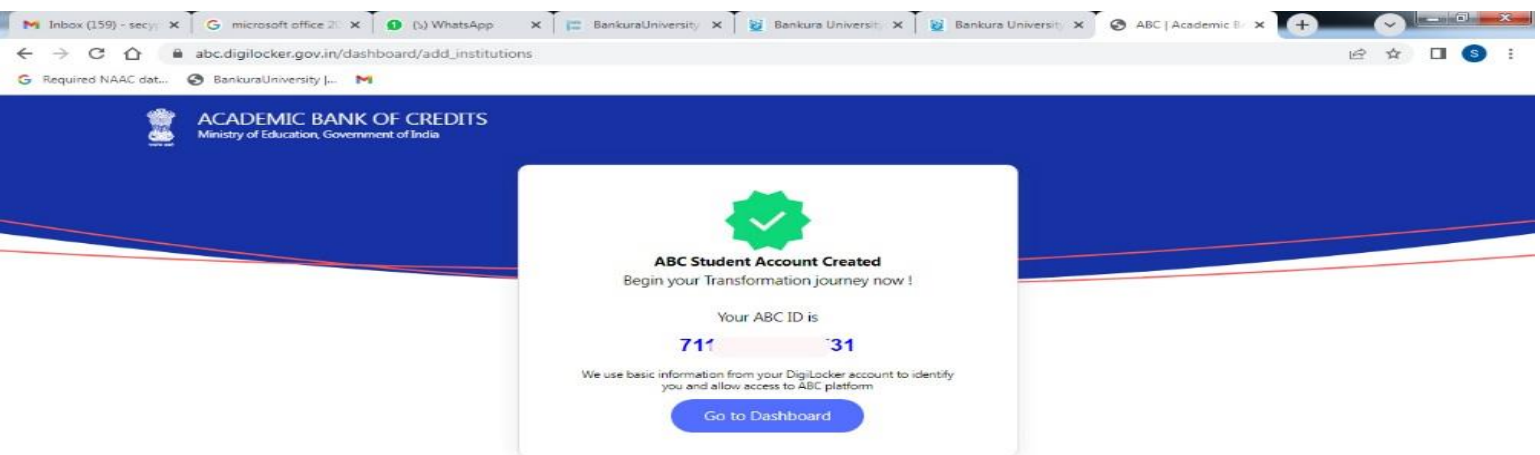


Image – 7

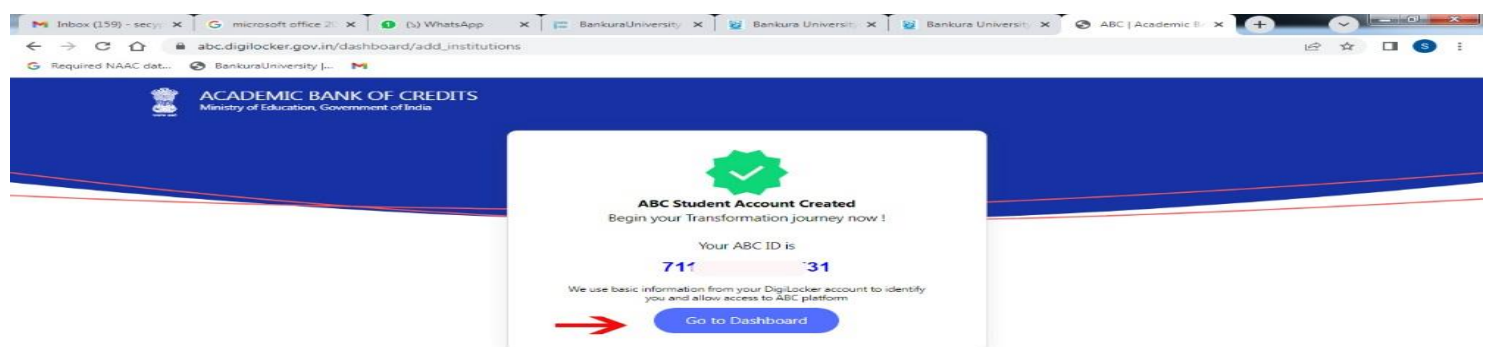


Image – 8

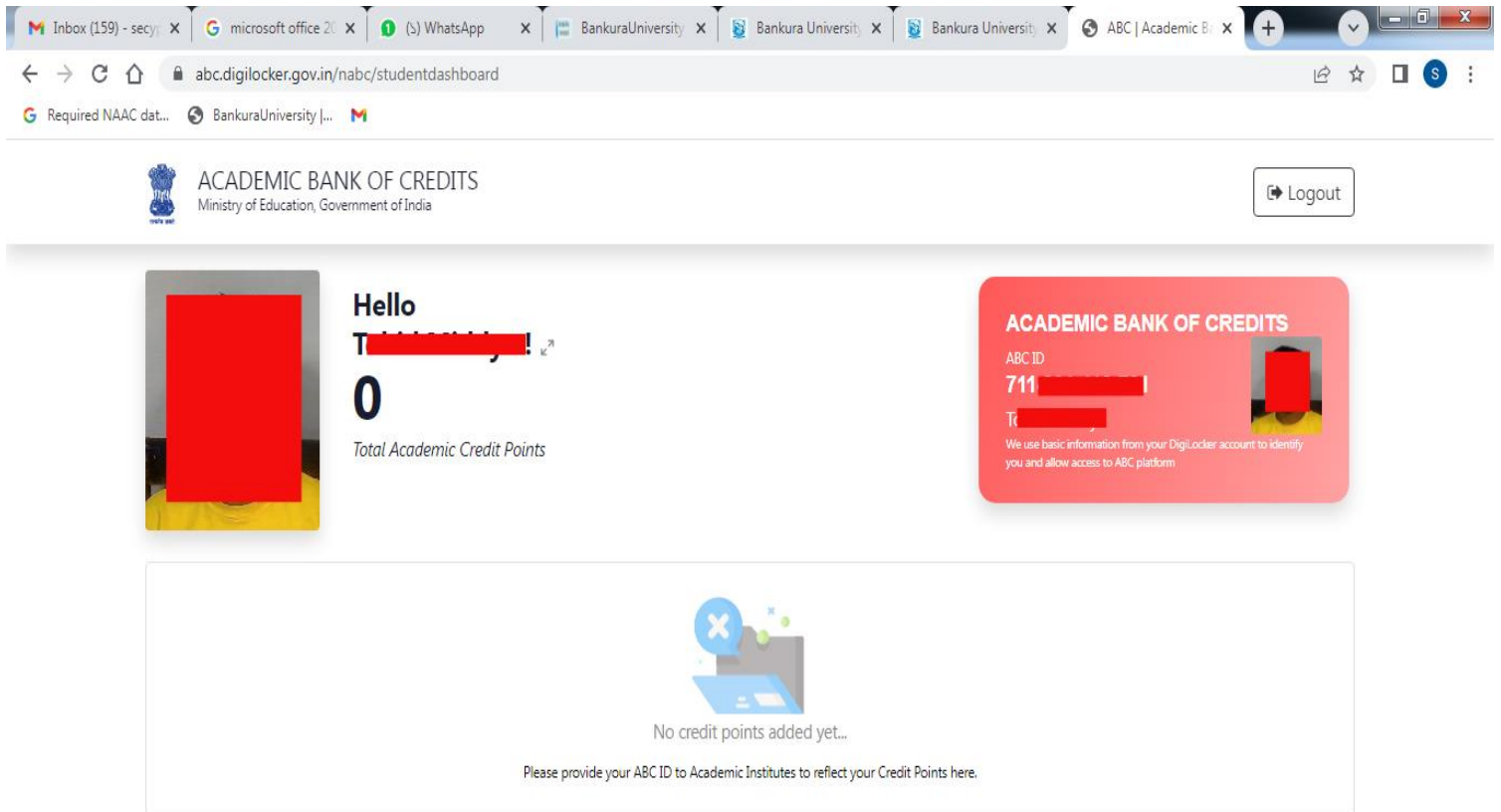


Image – 9

The image shows a web browser window with a single tab. The page header includes the 'DigiLocker' logo and the tagline 'Document Wallet to Empower Citizens'. The main content area features a form titled 'Creating account is fast and easy!'. The form includes the following fields: 'Full Name*' (text input), 'Date of Birth*' (Date, Month, Year dropdowns), 'Gender' (Male, Female, Other radio buttons), 'Mobile Number*' (text input), 'Email ID' (text input), and 'Set 6 digit security PIN*' (text input with a visibility toggle). A blue 'Submit' button is at the bottom of the form.

Image – 10

digilocker.gov.in/dashboard/documents/fetch

Required NAAC dat... BankuraUniversity |...

DigiLocker G20
Document Locker to Empower Citizens

Home
Issued Documents
Search Documents
Drive
DigiLocker Services
About DigiLocker

Gender: Male

Admission Year: Select

Identity Type: Select

Identity Value: Enter Identity Value
Ex: 16270XX

Institutions Type: Select Institutions Type

Institution Name:

☒ I provide my consent to DigiLocker to share my details with the Issuers for the purpose of fetching my documents.

Despite the fact that ABC enables students to register or commence credit transfer, the final outcomes of credit redemption and issuance of certificates, as well as the compilation of award records, are administered by academic institutions via the NAD Platform. Hence being the owner of academic awards, Academic Institutions must mandatorily register themselves under ABC via NAD

Image – 11

Inbox (159) x microsoft x (2) WhatsApp x BankuraUn x Bankura Un x Bankura Un x DigiLocker x ABC | Acad x ABC | Acad x

bkureults01.com/oas/

Required NAAC dat... BankuraUniversity |...

EDIT PERSONAL DETAILS

Form Fillup is successful. Click here to download your Payment slip

ADMIT CARD DOWNLOAD

MARKSHEET

TO CREATE ABC ID CLICK HERE.
(ABC ID তৈরীর জন্য এখানে ক্লিক করো)

PROVIDE ABC ID RELATED DATAS(ABC ID সম্পর্কিত তথ্যগুলি প্রদান করো)

Image – 12

Provide ABC ID Related Data

* Name :	* UID No :	* Registration No :	* College :
* Course :	* Course Type :	* Semester :	* Academic Year :
* Mobile No : কেবলমাত্র আধারের সঠিক সংযুক্ত মোবাইল নম্বরটি প্রদান করুন		* Aadhar No :পঠিক আধার নম্বর প্রদান করুন	
* Email Id :	* Date of Birth :	* ABC ID :	

If you have any confusion regarding noneditable data provided here, then feel free to contact the helpdesk.abc@bankurauniv.ac.in

Submit

Image – 13

Provide ABC ID Related Data

* Name :	* UID No :	* Registration No :	* College :
* Course :	* Course Type :	* Semester :	* Academic Year :
* Mobile No : কেবলমাত্র আধারের সঠিক সংযুক্ত মোবাইল নম্বরটি প্রদান করুন		* Aadhar No :পঠিক আধার নম্বর প্রদান করুন	
* Email Id :	* Date of Birth :	* ABC ID :	

If you have any confusion regarding noneditable data provided here, then feel free to contact the helpdesk.abc@bankurauniv.ac.in

Submit

Image – 14

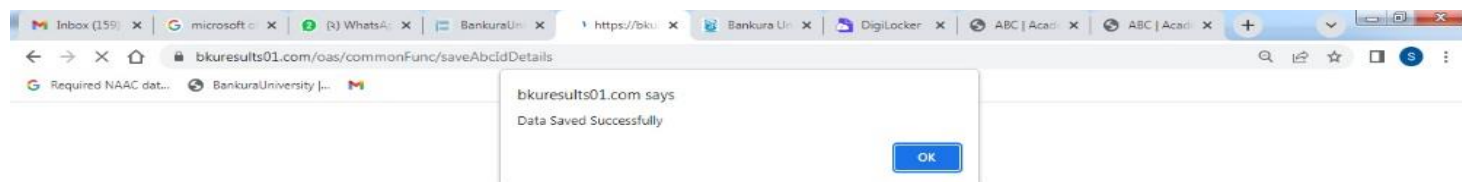


Image – 15

A screenshot of the "Provide ABC ID Related Data" form on the bkureults01.com website. The form is titled "Provide ABC ID Related Data" and contains several input fields for user information. The fields are arranged in a grid-like format. The "Course" field is pre-filled with "POLITICAL SCIENCE". The "Semester" field is pre-filled with "6". The "Email Id" field is pre-filled with "t...@...com". Below the form, there is a note: "If you have any confusion regarding noneditable data provided here, then feel free to contact the helpdesk.abc@bankurauni.ac.in". At the bottom of the form, there are two green buttons: "Data Already Saved" and "Print".

* Name :	* UID No :	* Registration No :	* College :
* Course :	* Course Type :	* Semester :	* Academic Year :
POLITICAL SCIENCE		6	
* Mobile No : কোনমাত্র আধারের পশ্চিৎ সংযুক্ত মোবাইল নম্বরটি প্রদান করো		* Aadhar No : পশ্চিৎ আধার নম্বর প্রদান করো	
* Email Id :	* Date of Birth :	* ABC ID :	
t...@...com			

If you have any confusion regarding noneditable data provided here, then feel free to contact the helpdesk.abc@bankurauni.ac.in

Data Already Saved Print

Image – 16